


Tips for a Zero Waste Move In

What is "zero waste"?

- 1**  Zero waste doesn't mean that waste isn't generated, rather that we're doing everything we can to avoid adding to landfills. The UC defines zero waste as a 90% diversion from landfill.

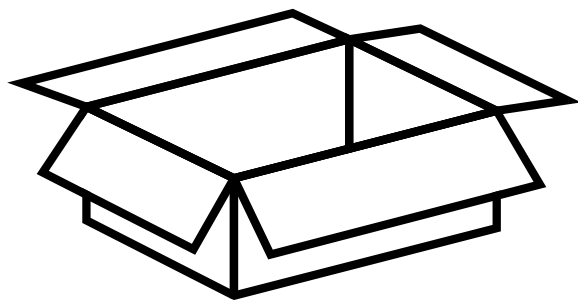
Learn how to sort your waste

- 2** Which bin your waste goes into is confusing and changes depending on your location. Scan the QR code to view our waste signs and list of common items.




Unpack before you pack

- 3** Did you buy new items for college? Unpack them and dispose of the packaging before coming to UCSC. This makes more room in your car, less work during move in, and eliminates the burden on campus.

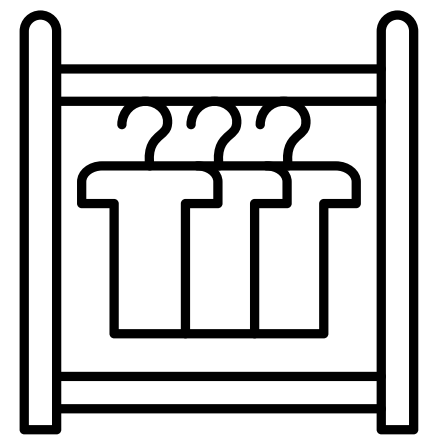


Coordinate with your roommate(s)


- 4**  Check with your roommates before buying items that may be duplicated like mini-fridges, TVs, and other appliances.

Go thrifting

- 5** Why spend big bucks on new items when you can get them from a thrift store? You avoid packaging waste and reduce the amount of items that will eventually find their way to a landfill. Santa Cruz has many fantastic thrift stores!




Organization is key


- 6**  When unpacking, keep waste in separate piles for landfill, recycling, and compost. Break down cardboard boxes. Keep an eye out for cardboard drop off locations at your college.

Less is more

- 7** Let's face it, college living means tight quarters. The less you bring, the more space you'll have. Buying less also means less future waste!



Set yourself up for success

- 8**  Zero waste doesn't end with move in, it's the beginning! Make sure you have a reusable version of a water bottle, bag, food storage containers, utensils, and napkins.

General rule of thumb:

When in doubt, find out!

Download the Recycle Coach App today to get all your what goes where questions answered! Available for Apple and Android devices. Select UC Santa Cruz as your location when making your free account.

